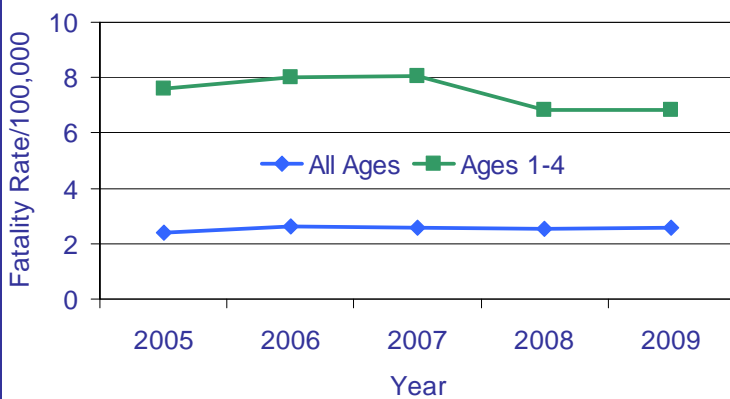




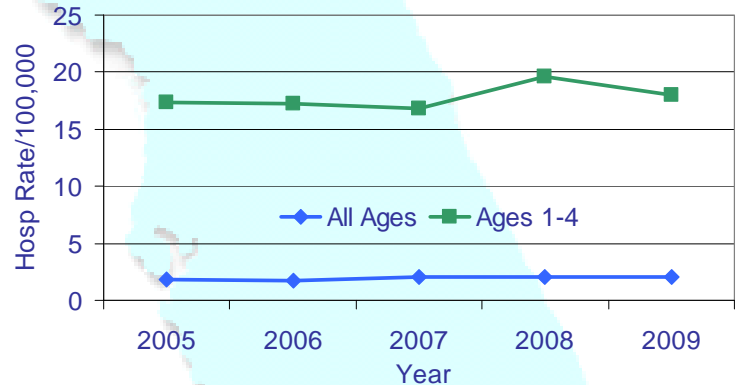
AT A GLANCE:

- Drowning is the leading cause of death among children ages 1-4 in Florida.
- Florida’s drowning death rate among children ages 1-4 is the highest in the nation.
- Enough children drown each year in Florida to fill three to four preschool classrooms.
- In 2009, 485 Florida residents drowned. There were an additional 388 hospitalizations for non-fatal drownings. Children ages 1-4 made up 13% of the deaths and 43% of the hospitalizations.

Fatal Drownings, by Year and Age, 2005-2009



Non-Fatal Drowning Hospitalizations, by Year and Age, 2005-2009



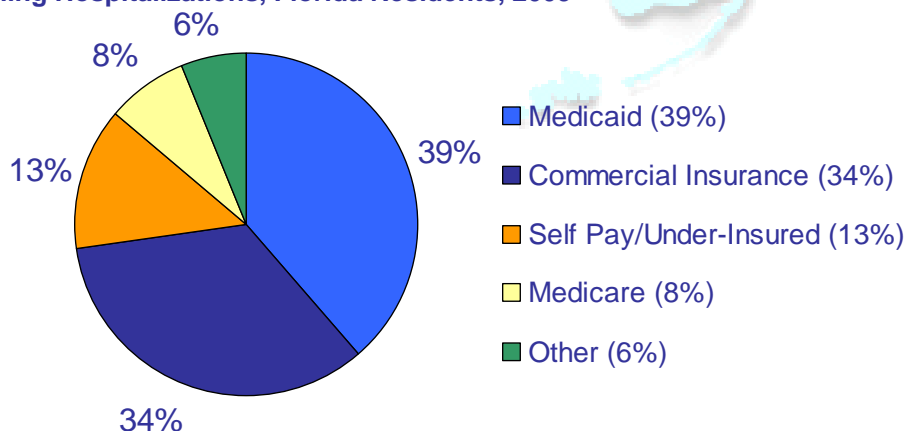
ECONOMIC IMPACT:

In 2009:

- The median admission charge for non-fatal drowning hospitalizations was \$11,747; total charges exceeded \$16 million. The median length of stay was one day.
- Medicaid was the payer source for 39% of these hospitalizations.

Non-Fatal Drowning Hospitalizations, Florida Residents, 2009

Median Admission Charge
\$11,747
Median Length of Stay
1 Day
Total Admission Charges
> \$16 million



Produced By:

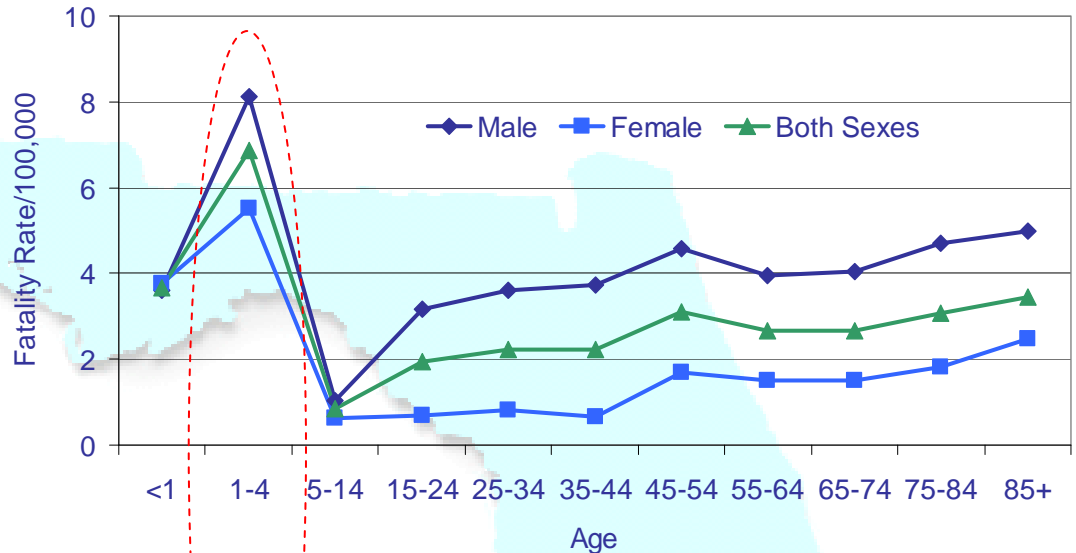
Office of Injury Prevention, 4052 Bald Cypress Way, Bin C15, Tallahassee, FL 32399
 (850) 245-4440 x2729 <http://www.doh.state.fl.us/injury> (January, 2011)

WHO IS INJURED?

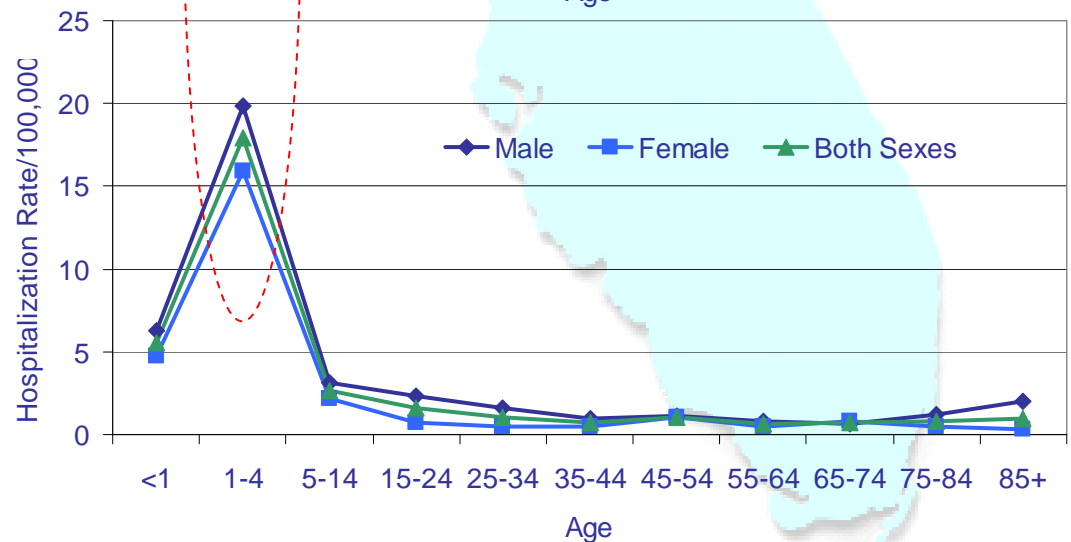
In 2009:

- Children ages 1-4 had the highest rates of drowning and non-fatal drowning hospitalization.
- The combined fatal drowning and non-fatal hospitalization rate among males was 2.1 times higher than among females.

Drownings Deaths, by Age and Sex, Florida Residents, 2009



Non-Fatal Drowning Hospitalizations, by Age and Sex, Florida Residents, 2009



- Males accounted for 67% of drowning deaths and non-fatal drowning hospitalizations combined while females accounted for only 33%.
- Whites accounted for 73% of drowning deaths and non-fatal drowning hospitalizations combined, Blacks accounted for 20%, and Other Non-Whites accounted for 6%.

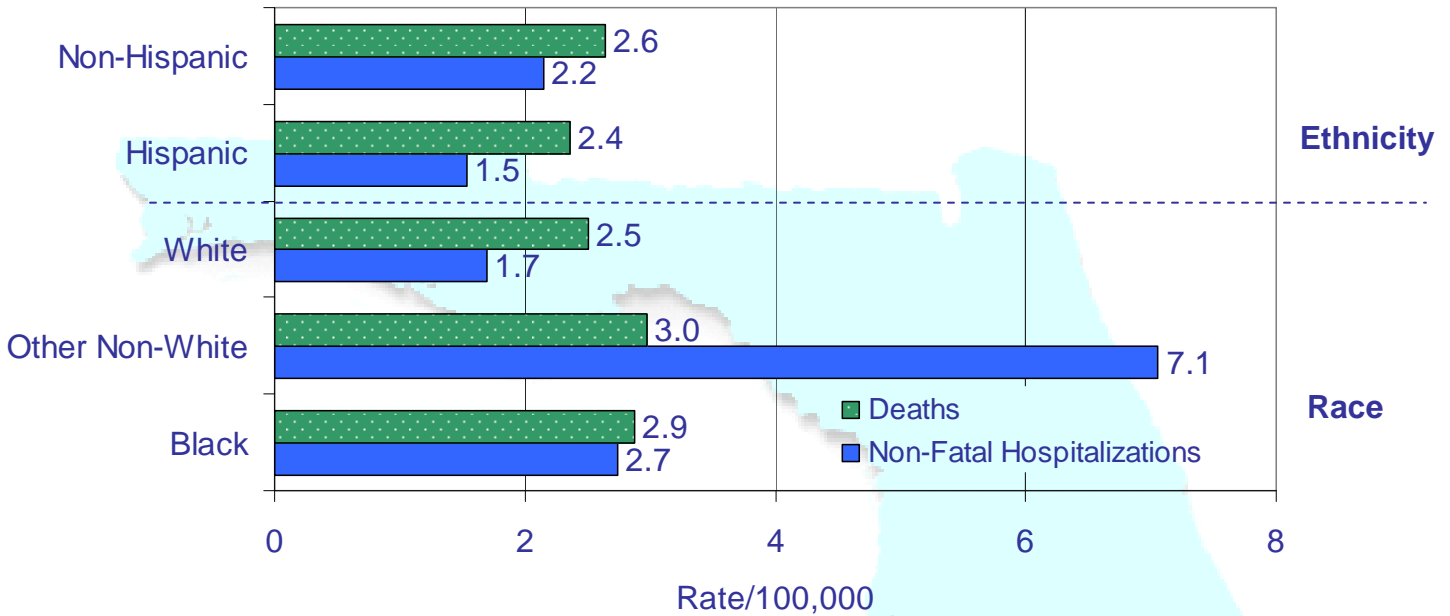
Drowning Deaths and Non-Fatal Hospitalizations, by Sex and Race, Florida Residents, 2009

	Female	Male	White	Black	Other Non-White	Both Sexes, All Races
Deaths	135	350	380	89	16	485
Non-Fatal Hospitalizations	152	236	257	85	38	388

In 2009:

- The fatal drowning rates among Hispanic and Non-Hispanic residents as well as among all race groups were very similar.
- Overall, Other Non-White residents had the highest fatal and non-fatal drowning rates.

Drowning Deaths and Non-Fatal Hospitalizations, by Hispanic Ethnicity and Race, Florida Residents, 2009



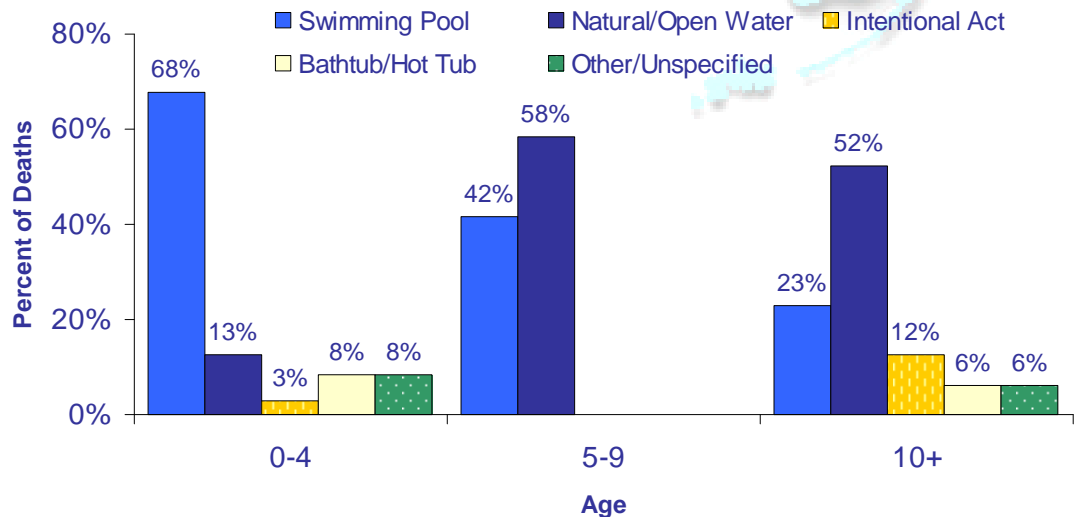
LOCATION OF FATAL DROWNINGS:

- Florida residents under the age of 10 are most likely to drown in a swimming pool.
- Florida residents ages 10 and older are most likely to drown in natural/open water.

In 2009:

- 68% of drowning victims under age five drowned in a swimming pool (48), 8% in a bathtub (6), and 13% in natural/open water (9).
- 58% of drowning victims ages five to nine drowned in natural/open water (7) and 42% in a swimming pool (5).
- 52% of drowning victims ages ten and older drowned in natural/open water (210) and 23% in a swimming pool (92).

Drowning Deaths, By Age and Place, Florida Residents, 2009



*Natural/Open Water includes outdoor lakes, rivers, canals, ponds, etc even when man-made

WHEN DO DROWNINGS OCCUR?

- In Florida, drownings happen year round; however, most fatal and non-fatal drownings combined occur during the spring and summer.

In 2009:

- The majority (69%) of drowning deaths and non-fatal hospitalizations combined occurred during the months of April through September.

JANUARY	FEBRUARY	MARCH
●-----	---15%---	-----●
APRIL	MAY	JUNE
●-----	---34%---	-----●
JULY	AUGUST	SEPTEMBER
●-----	---35%---	-----●
OCTOBER	NOVEMBER	DECEMBER
●-----	---15%---	-----●



INTENT OF DROWNINGS:

In 2009:

- 90% of drowning deaths and non-fatal hospitalizations combined were unintentional, 5% were suicides or suicide attempts, 3% were unknown/undetermined, 1% were assaults.

Unintentional drowning does not mean unpreventable drowning. According to the 2010 Florida Child Abuse Death Review Report, the leading cause of verified child abuse/neglect deaths in Florida was drowning. The State Committee reviewed 59 verified child neglect cases involving drowning. Inadequate supervision was found in all of the reviewed cases.

PREVENTION TIPS AND RESOURCES:

- Promote the Layers of Protection: Supervision, Barriers, and Emergency Preparedness. WaterproofFL: Pool Safety is Everyone's Responsibility <http://www.waterprooffl.com>
- Install four-sided isolation fencing with a self-closing and self-latching gate around pools and spas.
- Install alarms on all doors and windows leading to the pool.
- Learn to swim and never swim alone or while under the influence of drugs or alcohol.
- Always wear a U.S. Coast Guard approved personal flotation device (PFD) while participating in open water sports and recreation.
- Operate watercraft safely and legally.
- Never dive into water less than nine feet deep. If you don't know, don't dive.
- Learn Cardiopulmonary Resuscitation (CPR).
- Centers for Disease Control and Prevention, Water-Related Injuries <http://www.cdc.gov/HomeandRecreationalSafety/Water-Safety/index.html>
- National Drowning Prevention Alliance <http://www.ndpa.org>
- Consumer Product Safety Commission, Pool Safety <http://www.poolsafely.gov/>

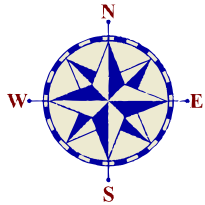
DATA SOURCES AND CASE DEFINITIONS:

Drowning Deaths: Florida Department of Health, Office of Vital Statistics, Death Certificates; Underlying Cause of Death ICD-10 W65-W74, X71, X92, Y21, V90, V92

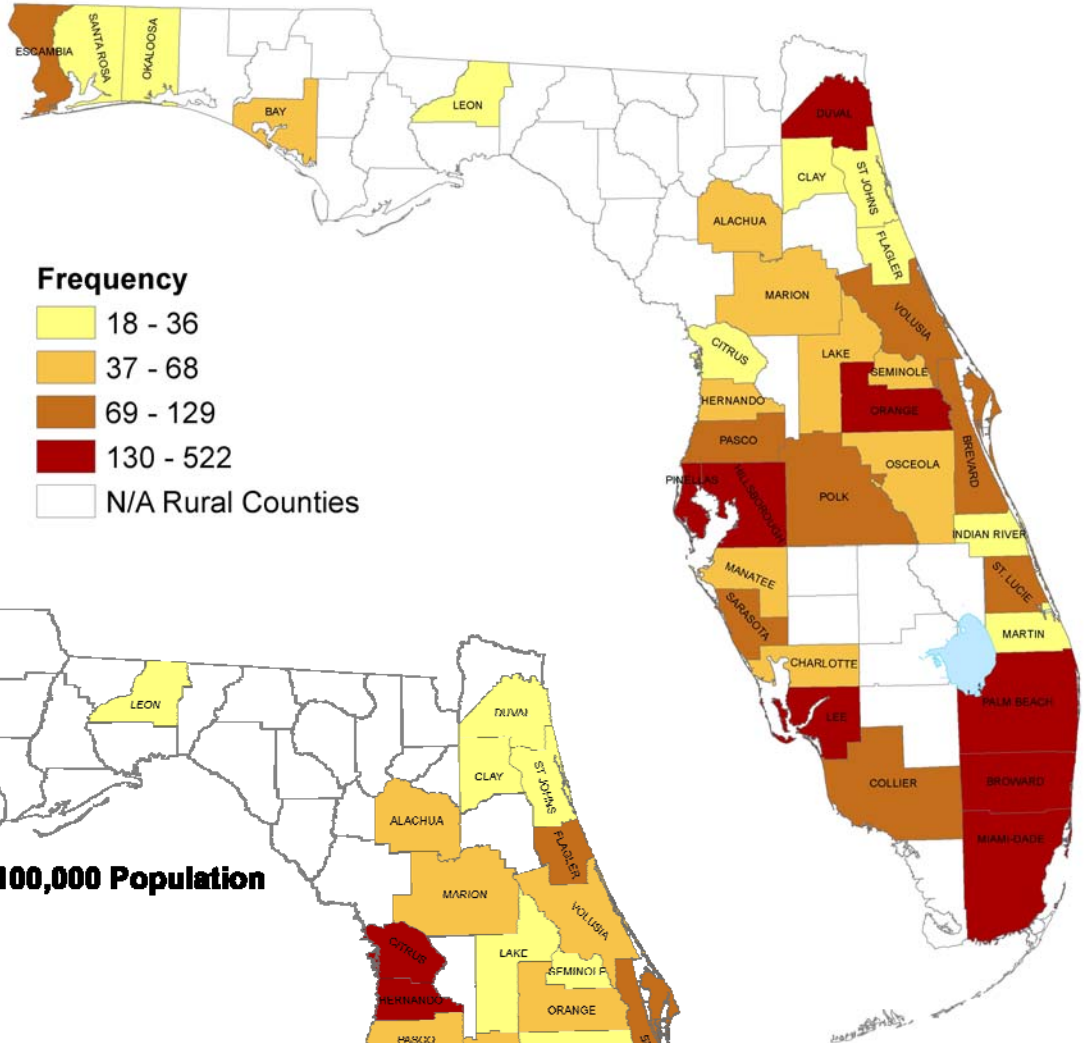

Non-Fatal Drowning Hospitalizations: Agency for Health Care Administration, Hospital Discharge Data; Records with Injury Principal Diagnosis and Drowning External Cause of Injury Code ICD-9 CM E830, E832, E910, E954, E964, E984; or Any Drowning Diagnosis ICD-9 CM 994.1

COUNTY BY COUNTY COMPARISON: NON-RURAL COUNTIES

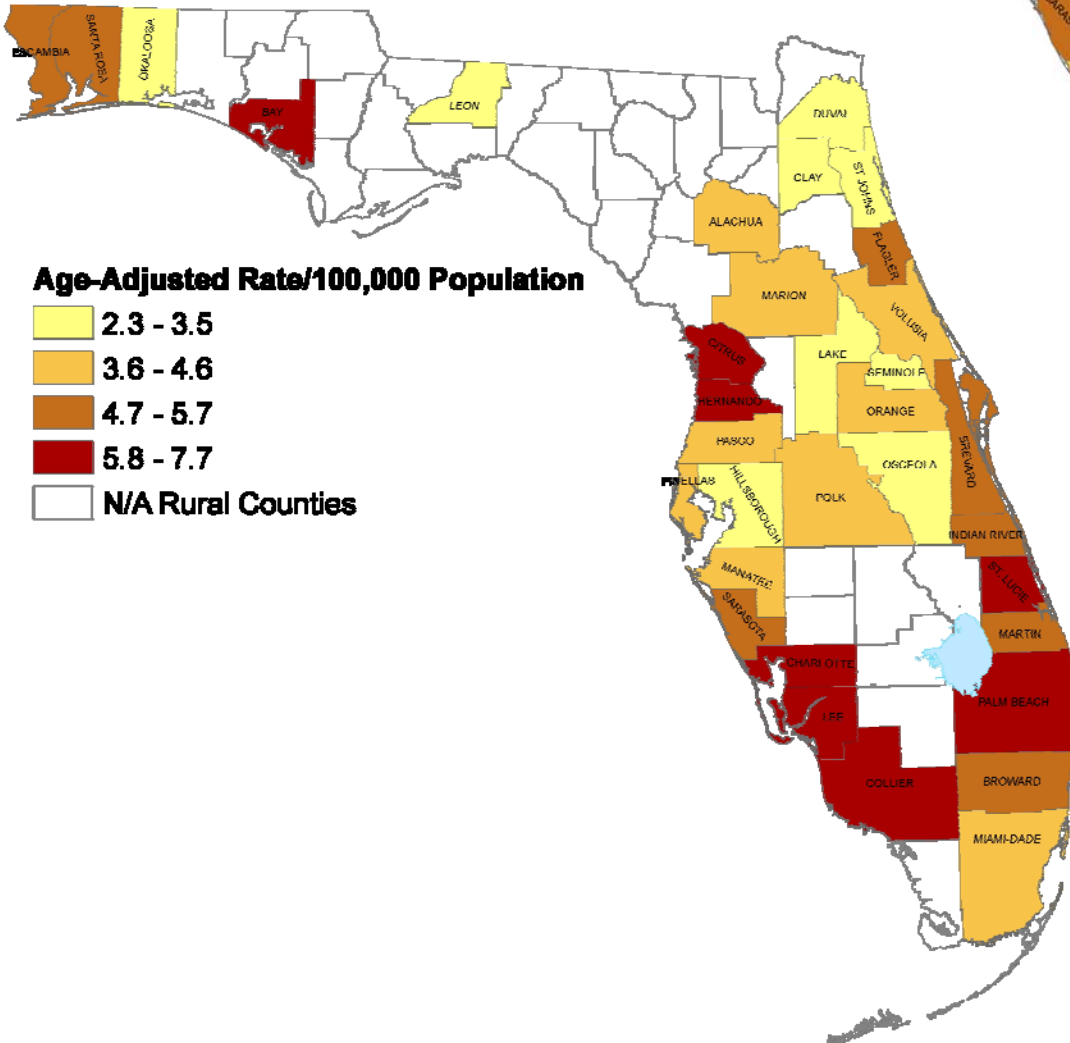

Drowning Deaths and Non-Fatal Hospitalizations,
Florida Residents of Non-Rural Counties, 2005-2009



Frequency

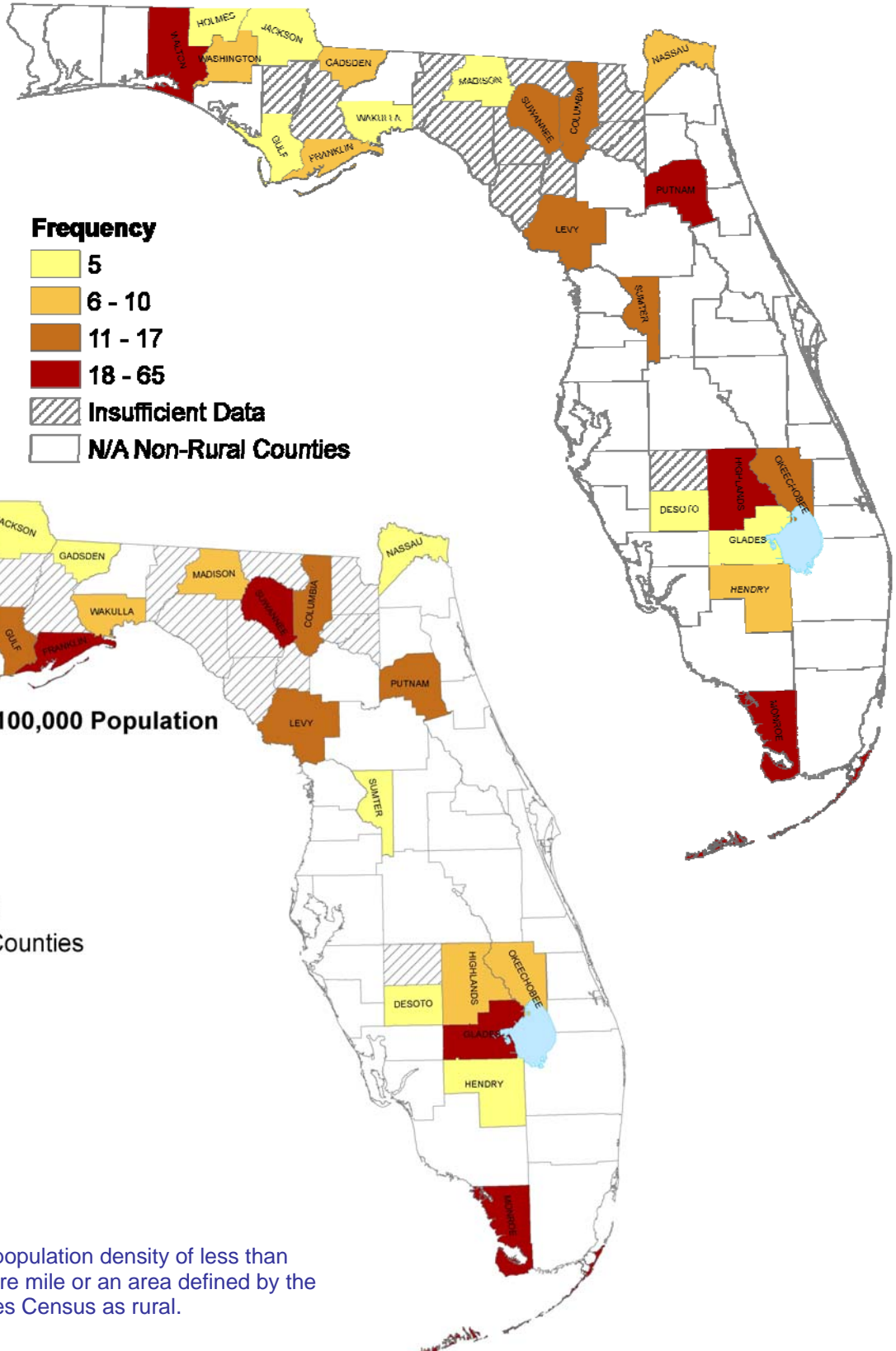
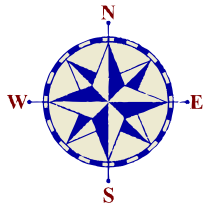


Age-Adjusted Rate/100,000 Population



COUNTY BY COUNTY COMPARISON: RURAL* COUNTIES

Drowning Deaths and Non-Fatal Hospitalizations,
Florida Residents of Rural Counties, 2005-2009



*Rural – an area with a population density of less than 100 individuals per square mile or an area defined by the most recent United States Census as rural.